

LANmark-6A Cable

LANmark-6A F/FTP Cat 6A 500MHz LSZH 1000m reel

Nexans ref.: N100.692G

- Fully Screened Cable for 10GBase-T application
- Complies fully with Category 6A standard and Class EA requirements
- Small diameter
- Guaranteed performance up to 500MHz
- Fully screened for alien crosstalk immunity

Description

Application

LANmark-6A cable is the ideal solution for a 10 Gigabit Ethernet network. The range consists of cables which have been designed specifically to support the higher frequencies required for 10 Gigabit Ethernet, while maintain to be fully backwards compatible with today's needs. All LANmark-6A products are screened cables to ensure immunity from Alien Crosstalk and other external interference and are specified up to frequencies of 500MHz.

- 10Base-T Ethernet
- 100Base-TX Fast Ethernet
- 1000Base-TX Gigabit Ethernet
- 10GBase-T 10 Gigabit Ethernet IEEE 802.3
- 155 Mbit ATM
- 1.2 Gbit ATM
- future Cat 6A and Class EA applications

Performance


With guaranteed performance to 500MHz, Nexans LANmark-6A cables provide guaranteed headroom and bandwidth over and above the Category 6A requirements of international, european and american cable standards, including of IEC 61156-5, EN 50173, EN 50288, TIA/EIA 568-B.2-1 Ad.10. When used in combination with Nexans LANmark-6A Evo connectors and LANmark-6A Ultim patch cords, the system supports the 10GBase-T applications as defined in IEEE 802.3an, and the full 100m four-conductor links and channels meet Category 6A and Class EA requirements as defined in TIA/EIA568B.2 Addendum 10 and ISO/IEC11801 2002/A1:2008.

Installation

The LANmark-6A cables have the advantage of offering equal dimensions and flexibility as the equivalent LANmark-6 screened cables with the same ease of installation and termination.

Guarantees

Nexans LANmark-6A 10G cable is covered by a parts and labour warranty as described in the Nexans Certified System Warranty. When installed in combination with other LANmark-6A 10G components, a 25 year channel

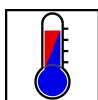


LANmark-6A

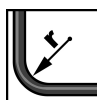
Standards

International EN 50288-4-1;
IEC 61156-5; IEEE 802.3an; ISO/
IEC 11801:2002/Amd 1:2008/
Cor 1:2008; ISO/IEC 24764; ISO/
IEC TR24750; ISO/IEC 11801:2002/
Amd 2:2010/Cor 1:2010

National ANSI/TIA-568-C.2; TIA/
EIA TSB-155



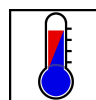
Operating temp. range
-20 ... 60 °C



static bending rad.
31 mm



operation bending rad.
62 mm



Ambient installation T°C range
0 ... 50 °C

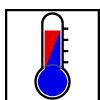


Flame retardant
IEC 60332-1

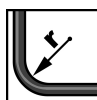
LANmark-6A Cable

LANmark-6A F/FTP Cat 6A 500MHz LSZH 1000m reel

warranty can be obtained.



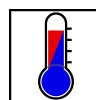
Operating temp. range
-20 ... 60 °C



static bending rad.
31 mm



operation bending rad.
62 mm



Ambient installation T°C range
0 ... 50 °C



Flame retardant
IEC 60332-1

LANmark-6A Cable

LANmark-6A F/FTP Cat 6A 500MHz LSZH 1000m reel

Nexans ref.: N100.692G

Characteristics

Construction characteristics	
Type of cable	F/FTP
Outer sheath	LSZH
Colour	Orange
Dimensional characteristics	
Diameter over insulation	1.42 mm
Nominal outer diameter	7.6 mm
Approximate weight	52 kg/km
Conductor cross-section (AWG)	23
Electrical characteristics	
Mutual capacitance	45 nF/km
Characteristic impedance	100 Ohm
Max. transfer impedance at 30 MHz (Ohm/km)	120 Ohm/km
Max. DC resistance of the conductor at 20°C	190 Ohm/km
Transmission characteristics	
Attenuation Crosstalk Ratio, 250MHz	37.2 dB/100m
Skew	30 ns/100m
Coupling attenuation at 30 MHz	80 dB
Velocity of propagation	80.0 %
Propagation delay, max. 100 MHz	536 ns/100m
Usage characteristics	
Packaging	Reel
Length	1000 m
Operating temperature, range	-20 .. 60 °C
Minimum static operating bending radius	31 mm
Laying operation bending radius	62 mm
Ambient installation temperature, range	0 .. 50 °C
Flame retardant	IEC 60332-1
Category	Cat. 6A
Range	LANmark-6A

LANmark-6A Cable

LANmark-6A F/FTP Cat 6A 500MHz LSZH 1000m reel

Electrical Performance LANmark-6A 10G F/FTP cable

Electrical Performance LANmark-6A 10G F/FTP cable

Freq in MHz	Attn in dB		NEXT in dB		PSNEXT in dB		ACR-F in dB		PS ACR-F in dB		PS ANEXT in dB		PS AACR-F in dB		RL in dB	
	Max.	Typ.	Min.	Typ.	Min.	Typ.	Min.	Typ.	Min.	Typ.	Min.	Typ.	Min.	Typ.	Min.	Typ.
1	2.1	2.1	74.3	104.3	72.3	102.3	67.8	92.8	64.8	>60	67.0	90.0	67.0	87.9	20.0	26.0
4	3.8	3.8	65.3	95.3	63.3	93.3	55.8	80.8	52.8	57.2	67.0	90.0	66.2	75.9	23.0	29.0
10	5.9	5.9	59.3	89.3	57.3	87.3	47.8	72.8	44.8	49.3	67.0	87.0	58.2	67.9	25.0	31.0
16	7.5	7.5	56.2	86.2	54.2	84.2	43.7	68.7	40.7	45.2	67.0	85.0	54.1	63.8	25.0	31.0
20	8.4	8.4	54.8	84.8	52.8	82.8	41.8	66.8	38.8	43.2	67.0	84.0	52.2	61.9	25.0	31.0
31.25	10.5	10.5	51.9	81.9	49.9	79.9	37.9	62.9	34.9	39.4	67.0	82.1	48.3	58.0	23.6	29.6
62.5	15.0	15.0	47.4	77.4	45.4	75.4	31.9	56.9	28.9	33.3	65.6	79.0	42.3	52.0	21.5	27.5
100	19.1	19.1	44.3	74.3	42.3	72.3	27.8	52.8	24.8	29.3	62.5	77.0	38.2	47.9	20.1	26.1
155	24.1	24.1	41.4	71.4	39.4	69.4	24.0	49.0	21.0	25.5	59.6	74.1	34.4	44.1	18.8	24.8
200	27.6	27.6	39.8	69.8	37.8	67.8	21.8	46.8	18.8	23.2	58.0	72.5	32.2	41.9	18.0	24.0
250	31.1	31.1	38.3	68.3	36.3	66.3	19.8	44.8	16.8	21.3	56.5	71.0	30.2	39.9	17.3	23.3
300	34.3	34.3	37.1	67.1	35.1	65.1	18.3	43.3	15.3	19.7	55.3	69.8	28.7	38.4	16.8	22.8
500	45.3	45.3	33.8	63.8	31.8	61.8	13.8	38.8	10.8	15.3	52.0	66.5	24.2	33.9	15.2	21.2

all values are specified at 20°C